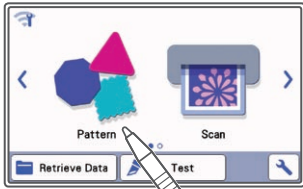



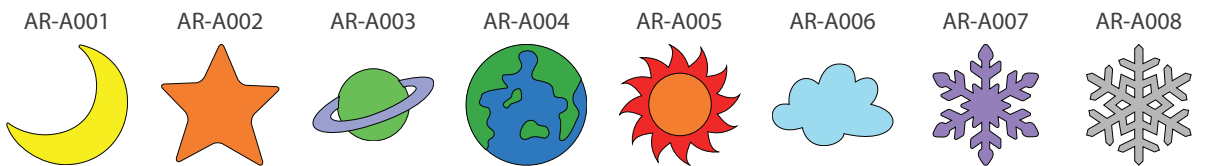

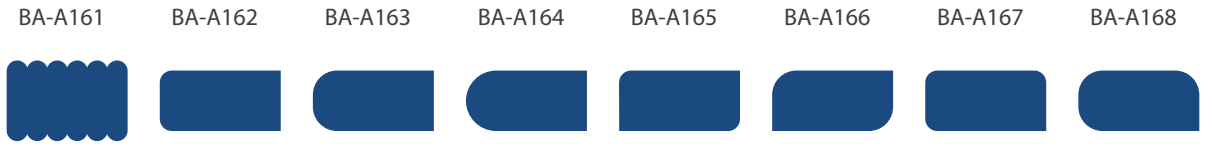
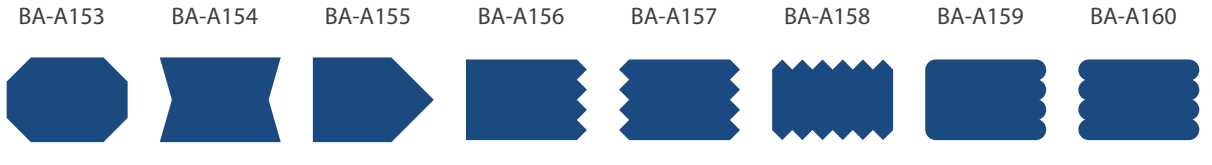
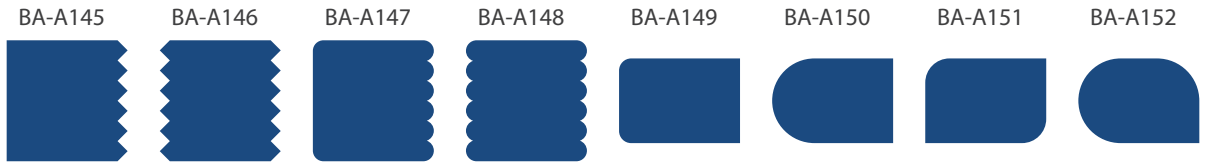


Pattern List
Musterliste
Liste de motifs
Lijst patronen
Elenco disegni
Lista de patrones
Lista de desenhos
Перечень рисунков
花样列表
花樣清單
패턴 목록
模樣一覽



BA-A001	BA-A002	BA-A003	BA-A004	BA-A005	BA-A006	BA-A007	BA-A008
BA-A009	BA-A010	BA-A011	BA-A012	BA-A013	BA-A014	BA-A015	BA-A016
BA-A017	BA-A018	BA-A019	BA-A020	BA-A021	BA-A022	BA-A023	BA-A024
BA-A025	BA-A026	BA-A027	BA-A028	BA-A029	BA-A030	BA-A031	BA-A032
BA-A033	BA-A034	BA-A035	BA-A036	BA-A037	BA-A038	BA-A039	BA-A040
BA-A041	BA-A042	BA-A043	BA-A044	BA-A045	BA-A046	BA-A047	BA-A048
BA-A049	BA-A050	BA-A051	BA-A052	BA-A053	BA-A054	BA-A055	BA-A056







AR-A009



AR-A010




AR-A011




AR-A012




AR-A013



AR-A014



AR-A015




AR-A016



AR-A017




AR-A018




AR-A019



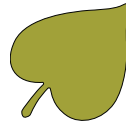
AR-A020



AR-A021



AR-A022



AR-A023



AR-A024



AR-A025



AR-A026



AR-A027



AR-A028



AR-A029



AR-A030




AR-A031



AR-A032



AR-A033



AR-A034



AR-A035




AR-A036




AR-A037




AR-A038



AR-A101



AR-A102



AR-A103



AR-A104



AR-A105



AR-A106



AR-B001



AR-B002



AR-B003




AR-B004




AR-B005



AR-B006




AR-B007



AR-B008



AR-B009



AR-B010



AR-B011




AR-B012



AR-B101



AR-B102





AR-C001



AR-C002



AR-C003



AR-C004




AR-C005



AR-C006



AR-C007



AR-C008




AR-C009



AR-C010




AR-C011



AR-C012




AR-C013



AR-C014



AR-C015




AR-C016



AR-C017



AR-C018



AR-C019



AR-C020




AR-C021



AR-C022



AR-C023



AR-C024




AR-C025



AR-C101



AR-C102



AR-C103



AR-C104



AR-C105




AR-D001




AR-D002



AR-D003



AR-D004



AR-D005



AR-D006



AR-D007



AR-D008



AR-D009



AR-D010



AR-D011

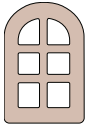


AR-D012






AR-E001



AR-E002



AR-E003



AR-E004



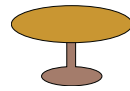
AR-E005




AR-E006



AR-E007



AR-E008



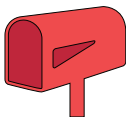
AR-E009




AR-E010



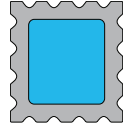
AR-E011



AR-E012



AR-E013



AR-E014



AR-E015



AR-E016



AR-E017



AR-E018



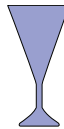
AR-E019



AR-E020



AR-E021



AR-E022



AR-E023



AR-E024



AR-E025



AR-E026



AR-E027



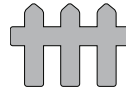
AR-E028




AR-E029



AR-E030



AR-E101



AR-E102



AR-E103



AR-E104



AR-E105



AR-E106



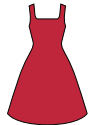
AR-F001



AR-F002



AR-F003



AR-F004



AR-F005



AR-F006



AR-F007



AR-F008



AR-F009



AR-F010



AR-F011



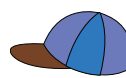
AR-F012



AR-F013



AR-F014



AR-F015



AR-F016





AR-G001

AR-G002

AR-G003


AR-G004

AR-G005

AR-G006

AR-G007

AR-G008



AR-G009

AR-G010

AR-G101



AR-H001

AR-H002

AR-H003



AR-H004

AR-H005

AR-H006

AR-H007

AR-H008



AR-H009

AR-H010

AR-H011


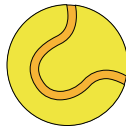
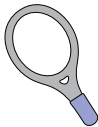
AR-H012

AR-H013

AR-H014

AR-H015

AR-H016



AR-H017

AR-H018

AR-H019

AR-H020

AR-H021

AR-H022

AR-H023

AR-H024



AR-H025


AR-H026

AR-H027

AR-H101

AR-H102

AR-H103






AR-I001



AR-I002



AR-I003



AR-I004



AR-I005



AR-I006




AR-I007



AR-I008



AR-I009



AR-I010



AR-I011



AR-I012



AR-I013



AR-I014



AR-I015



AR-I016



AR-I017



AR-I018



AR-I019



AR-I020



AR-I021




AR-I022




AR-I023




AR-I024



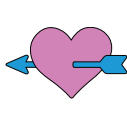
AR-I025



AR-I026



AR-I027



AR-I028



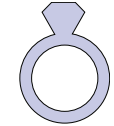
AR-I029




AR-I030



AR-I031



AR-I032



AR-I033



AR-I034



AR-I035




AR-I036



AR-I037



AR-I038



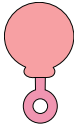
AR-I039



AR-I040



AR-I041



AR-I042



AR-I043



AR-I044



AR-I045



AR-I046



AR-I047



AR-I048



AR-I049



AR-I050



AR-I051



AR-I052



AR-I053



AR-I054



AR-I055



AR-I101



AR-I102



AR-I103



AR-I104



AR-I105



AR-I106



AR-I107





AR-J001



AR-J002



AR-J003



AR-J004



AR-J005



AR-J006



AR-J007



AR-J008



AR-J009



AR-J010



AR-J011



AR-J012



AR-J013



AR-J014



AR-J015




AR-J016



AR-J017



AR-J018



AR-J019



AR-J101



AR-J102



AR-J103



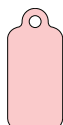
AR-J104



AR-J105



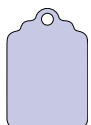
AR-K001




AR-K002




AR-K003



AR-K004



AR-K005



AR-K006



AR-K007



AR-K008



AR-K009



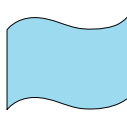
AR-K010




AR-K011



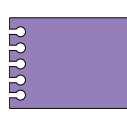
AR-K012




AR-K013



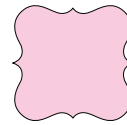
AR-K014



AR-K015



AR-K016



AR-K017



AR-K018



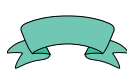
AR-K019



AR-K020




AR-K021



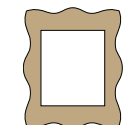
AR-K022



AR-K023



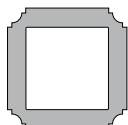
AR-K024



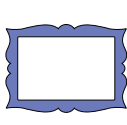
AR-K025




AR-K026



AR-K027



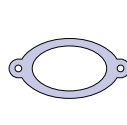
AR-K028



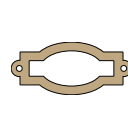
AR-K029



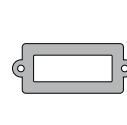
AR-K030

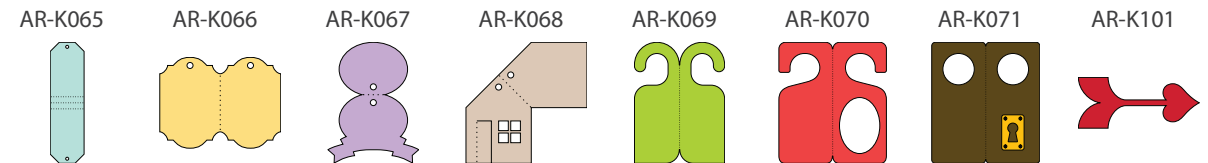
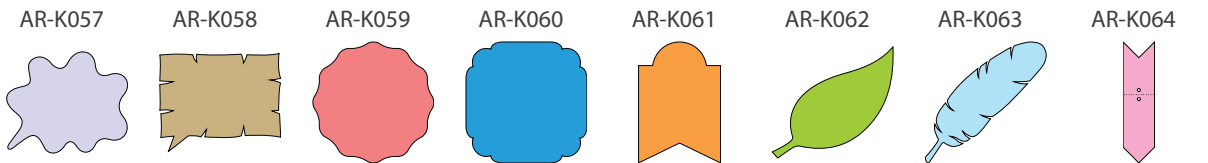
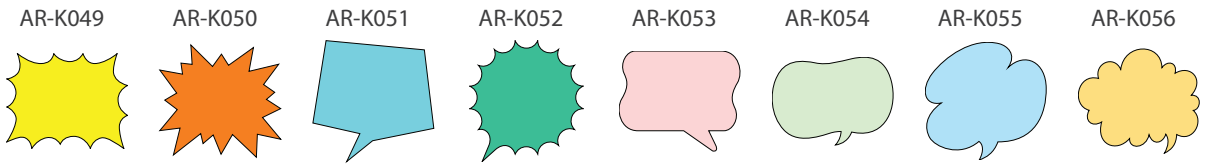

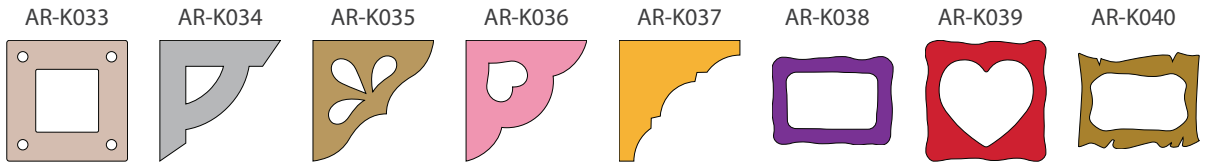


AR-K031

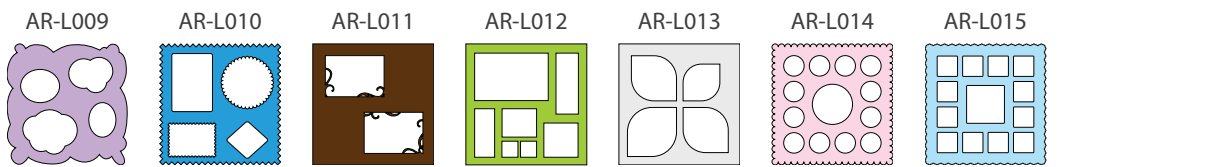


AR-K032



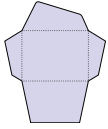


AR-K102

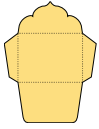




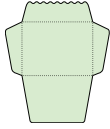
AR-M001



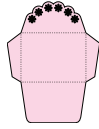
AR-M002



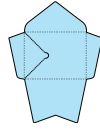
AR-M003



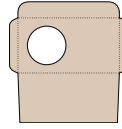
AR-M004




AR-M005



AR-M006



AR-M101




AR-M102



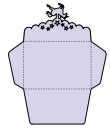
AR-M103



AR-M104



AR-M105



AR-M106



AR-M107



AR-M108



AR-N001



AR-N002



AR-N003



AR-N004



AR-N005




AR-N006



AR-N007



AR-N008



AR-N009



AR-N010



AR-N011



AR-N012



AR-N013



AR-N014



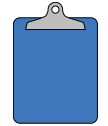
AR-N015



AR-N016



AR-N017



AR-N018




AR-N019



AR-N020



AR-N021



AR-N022



AR-N023



AR-N024



AR-N025



AR-N026



AR-N027



AR-N028





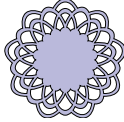
AR-O001



AR-O002



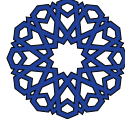
AR-O003



AR-O004



AR-O005



AR-O006



AR-O007



AR-O008




AR-O009



AR-O010



AR-O011




AR-O012




AR-O013



AR-O014



AR-O015



AR-O016



AR-O017



AR-O018



AR-O019



AR-O020



AR-O021



AR-O022



AR-O023



AR-O024




AR-O025




AR-O026



AR-O027



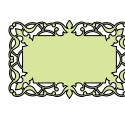
AR-O028



AR-O029



AR-O030



AR-O031



AR-O032



AR-O033



AR-O034



AR-O035



AR-O036



AR-O037



AR-O038



AR-O101



AR-O102



AR-O103



AR-O104



AR-O105




AR-O106



AR-O107



AR-O108



AR-O109



AR-O110



AR-O111



AR-O112



AR-O113



AR-O114



AR-O115



AR-O116



AR-O117



AR-O118



AR-O119




AR-O120



AR-O121




AR-O122




AR-O123



AR-O124



AR-O125



AR-O126



AR-O127



AR-O128



AR-O129



AR-O130



AR-O131



AR-O132



AR-O133




AR-O134



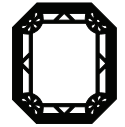
AR-O135



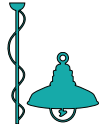
AR-P101



AR-P102



AR-P103



AR-P104




AR-P105



AR-P106



AR-P107



AR-P108




AR-P109




AR-P110



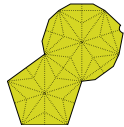
AR-Q101




AR-Q102




AR-Q103



AR-Q104



AR-Q105



AR-Q101 includes parts that are only for drawing. The blue lines in the patterns are drawing lines.

Certaines parties du motif AR-Q101 ne servent qu'au tracé. Les lignes bleues sur les motifs sont des lignes de tracé.

Il disegno AR-Q101 comprende parti che servono solo per il disegno. Le linee blu nei disegni sono linee solo disegno (no taglio).

O AR-Q101 inclui partes que são somente para desenhá-las. As linhas azuis nos padrões são linhas de desenho.

AR-Q101中包含仅适用于绘制的部分。花样中的蓝线是绘制线。

AR-Q101은 그리기에만 포함된 조각입니다. 패턴의 파란 선은 그리기 선입니다.

AR-Q101 enthält Teile, die nur für das Zeichnen vorgesehen sind. Die blauen Linien in den Mustern sind Zeichnungslinien.

AR-Q101 bevat gedeelten die alleen bestemd voor tekenen. De blauwe lijnen in de patronen zijn tekenlijnen.

AR-Q101 incluye partes que son solo para dibujar. Las líneas azules de los patrones son líneas de dibujo.

Рисунок AR-Q101 включает элементы, предназначенные только для рисования. Синими линиями обозначены линии рисования.


AR-Q101 包含僅用於描繪的部分。花樣內的藍線是描繪線。

AR-Q101には、ドロー専用のパーツが含まれます。模様内の青色の線はドロー線です。



Assembling/ Zusammensetzen/
Assemblage/ In elkaar zetten/
Realizzazione/ Montaje/
Montagem/ Сборка/ 組合方法/
組裝方法/ 조립/ 組み立て方法



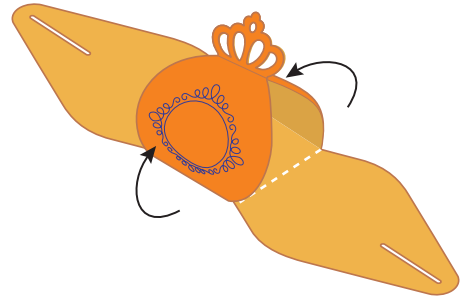
AR-Q101



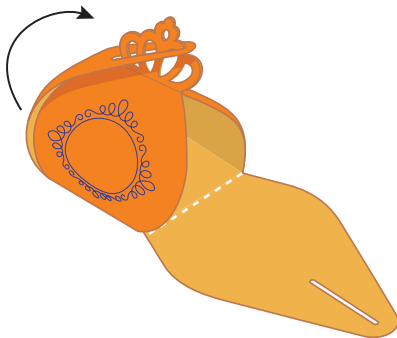
AR-Q102



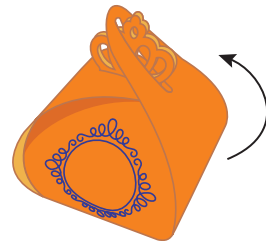
1



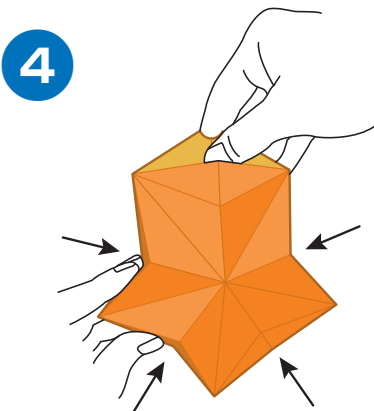
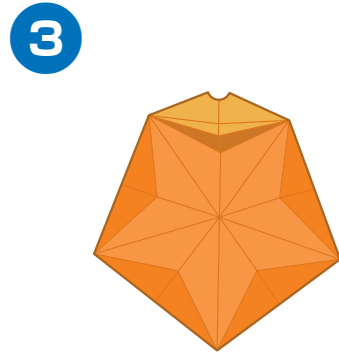
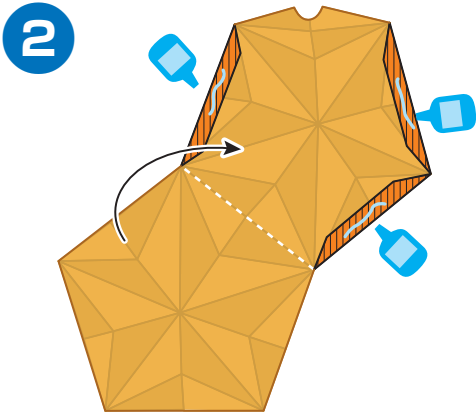
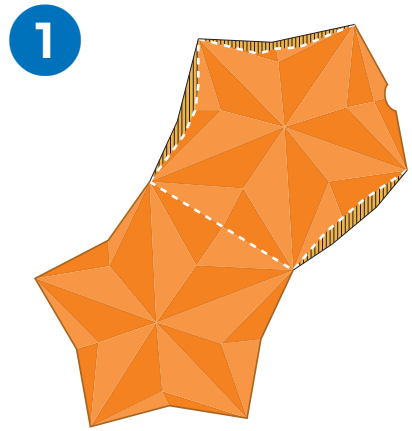
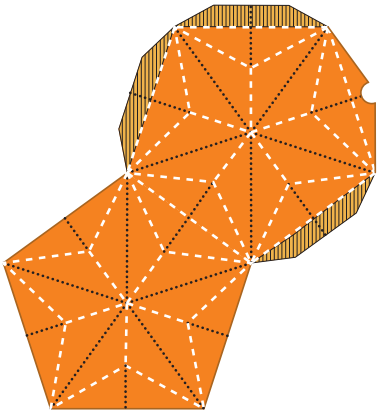
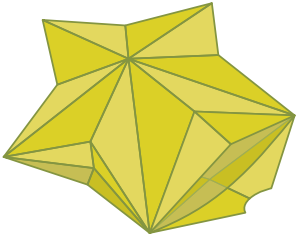
2




3





AR-Q103



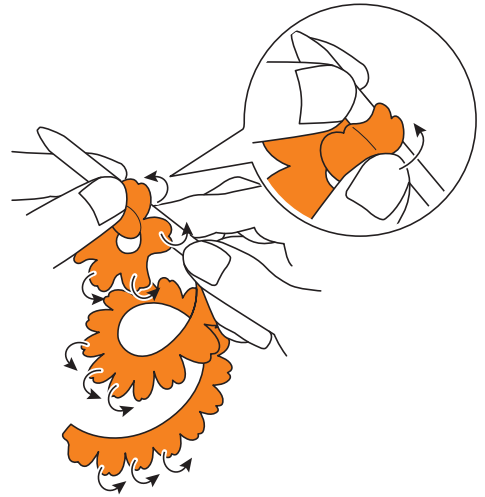
AR-Q104




AR-Q105




1



2




3



4



5



*For gluing, use a glue gun or craft adhesive./ Verwenden Sie zum Kleben eine Klebepistole oder Bastelkleber./
 Pour le collage, utilisez un pistolet à colle ou de la colle de bricolage./ Gebruik voor lijmwerk een lijpistool of hobbylijm./
 Per incollare, utilizzare una pistola per colla a caldo o adesivo per bricolage./ Para encolar, utilice una pistola de cola o un adhesivo para manualidades./
 请使用热熔胶枪或白胶进行粘贴。/ 請使用熱熔膠槍或工具膠進行塗膠。/ 붙이려면 글루 건 또는 공예 접착제를 사용합니다./
 接着剤はグルーガンやボンドを使用してください。



LO-AA01

adore

LO-AA02

ADVENTURE

LO-AA03

Anniversary

LO-AA04

art

LO-AA05

Aunt

LO-AA06

Autumn

LO-AA07

AWESOME!

LO-AB01

Baby

LO-AB02

Baby Shower

LO-AB03

Back To School

LO-AB04

Believe

LO-AB05

BEST WISHES!

LO-AB06

BON VOYAGE

LO-AB07

Boy

LO-AB08

Bridal Shower

LO-AB09

BROTHER

LO-AB10

Brothers

LO-AB11

Baseball

LO-AB12

Blessings

LO-AC01

celebrate!

LO-AC02

CHEER!

LO-AC03

Congratulations!

LO-AC04

COUSIN

LO-AC05

CREATE

LO-AC06

Celebrate

LO-AC07

Congrats!

LO-AD01

DAD

LO-AD02

DESTINATION

LO-AD03

dream BIG

LO-AE01

ENTER

LO-AE02

Engagement

LO-AF01

Family

LO-AF02

FAVORITE

LO-AF03

First Birthday

LO-AF04

FOR YOU

LO-AF05

FOR-EVER

LO-AF06

Friends

LO-AF07

FUN

LO-AF08

family

LO-AF09

FOOTBALL

LO-AG01

Girl

LO-AG02

GRADUATION

LO-AG03

Grandma

LO-AG04

Grandpa

LO-AG05

Grateful

LO-AG06

Gather

LO-AH01

Guest

LO-AH02

Happy

LO-AH03

Happy Birthday

LO-AH04

HELLO!

LO-AH05

HOME

LO-AH06

HOCKEY

LO-AI01

I ♥ U

LO-AI02

I love you

LO-AI03

IMPORTANT

LO-AJ01

Joy

LO-AL01

Little Girl

LO-AL02

LOVE

LO-AL03

Lucky

LO-AM01

MEMORIES

LO-AM02

Merry Christmas

LO-AM03

MOM

LO-AM04

Mr & Mrs

LO-AM05

MyBaby

LO-AM06

My Garden

LO-AM07

MyPet

LO-AM08

mytreasure

LO-AN01

Noel

LO-AP01

PARTY

LO-AP02

Peace

LO-AP03

PLAY

LO-AP04

pretty

LO-AP05

pure

LO-AR01

ROAD TRIP

LO-AR02

Recipe

LO-AR03

remember

LO-AS01

SISTER

LO-AS02

Sisters

LO-AS03

Smile

LO-AS04

so cute!

LO-AS05

SPECIAL

LO-AS06

Spring

LO-AS07

Summer

LO-AS08

Sweet

LO-AS09

Sweet Dreams

LO-AS10

Sweet Teen

LO-AS11

Soccer

LO-AS12

Sparkle

LO-AT01

Team

LO-AT02

To Do

LO-AT03

travel

LO-AT04

TRIPLES

LO-AT05

TRUE LOVE

LO-AT06

Twins

LO-AT07

Thanks

LO-AT08

Thank You!

LO-AT09

THANK YOU!

LO-AT010

TRAVEL

LO-AU01

Uncle

LO-AV01

VACATION

LO-AW01

Wedding

LO-AW02

Welcome!

LO-AW03

Winter

LO-AX01

XOXO

LO-AY01

you & me

© Chizuko Nakazawa

LO-BA01

ADVENTURE

LO-BA02

Believe

LO-BA03

Enjoy

© Chizuko Nakazawa

LO-BA04

LO-BA05

LO-BA06

LO-BA07

Funny Mement Story Together



LO-CA01

LO-CA02

LO-CA03

LO-CA04

LO-CA05

LO-CA06

Monday Tuesday Wednesday Thursday Friday Saturday

LO-CA07

LO-CB01

LO-CB02

LO-CB03

LO-CB04

LO-CB05

Sunday January February March April May

LO-CB06

LO-CB07

LO-CB08

LO-CB09

LO-CB10

LO-CB11

June July August September October November

LO-CB12

December

Patterns LO-BA01 – LO-BA07, are designed by Chizuko Nakazawa.

Les motifs LO-BA01 à LO-BA07 ont été créés par Chizuko Nakazawa.

I disegni dal N. LO-BA01 al N. LO-BA07 sono stati realizzati da Chizuko Nakazawa.

Os desenhos LO-BA01 – LO-BA07 foram projetados por Chizuko Nakazawa.

花樣 LO-BA01 - LO-BA07 由 中澤千壽子 設計。

패턴 LO-BA01 - LO-BA07 디자인: Chizuko Nakazawa.

© Chizuko Nakazawa

Muster LO-BA01 bis LO-BA07 wurden von Chizuko Nakazawa entworfen.

Patronen LO-BA01 - LO-BA07 zijn ontwikkeld door Chizuko Nakazawa.

Los patrones LO-BA01 - LO-BA07 están diseñados por Chizuko Nakazawa.

Автором рисунков с LO-BA01 по LO-BA07 является дизайнер Чизуко Накадзава.

花樣 LO-BA01 - LO-BA07 由 中澤千壽子 設計。

LO-BA01 – LO-BA07は、中澤千壽子によるデザインです。



BO-A001



BO-A002



BO-A003



BO-A004



BO-A005



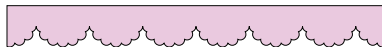
BO-A006



BO-A007



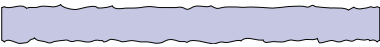
BO-A008



BO-A009



BO-A010



BO-A011



BO-A012



BO-A013



BO-A014



BO-A015



BO-A016



BO-A017



BO-A018



BO-A019



BO-A020



BO-A021



BO-A022



BO-A023



BO-A024



BO-A025



BO-A026



BO-A027



BO-A028



BO-A101



BO-A102



BO-A103



BO-A104



BO-A105



BO-A106



BO-B001



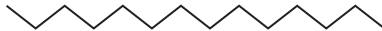
BO-B002



BO-B003



BO-B004



BO-B005



BO-C101



BO-C102



BO-C103




BO-C104



BO-C105



BO-C106



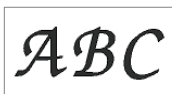
FO-A001



FO-A002

ABCDEFGHIJKLMN**OP**QRSTUVWXYZ
abcd**efgh**ijklmnopqrstuv**wxyz**
À^ÀÁ^ÁÂ^ÂÃ^ÃÄ^ÄÅ^ÅÆ^ÆÇ^ÇÈ^ÈÉ^ÉÊ^ÊË^ËÏ^ÏÎ^ÎÏ^ÏÑ^ÑÒ^ÒÓ^ÓÜ^ÜÛ^Û
à^àá^áâ^âã^ãä^äå^åæ^æç^çè^èé^éê^êë^ëï^ïî^îñ^ñò^òó^óù^ùû^ûü^üß^ß
0123456789&?!- _()' .,/#%\$£€¥* @

ABCDEFGHIJKLMN**OP**QRSTUVWXYZ
abcd**efgh**ijklmnopqrstuv**wxyz**
À^ÀÁ^ÁÂ^ÂÃ^ÃÄ^ÄÅ^ÅÆ^ÆÇ^ÇÈ^ÈÉ^ÉÊ^ÊË^ËÏ^ÏÎ^ÎÏ^ÏÑ^ÑÒ^ÒÓ^ÓÜ^ÜÛ^Û
à^àá^áâ^âã^ãä^äå^åæ^æç^çè^èé^éê^êë^ëï^ïî^îñ^ñò^òó^óù^ùû^ûü^üß^ß
0123456789&?!- _()' .,/#%\$£€¥* @



FO-A003



FO-A004

*ABCDEFGHIJKLMN**OP**QRSTUVWXYZ*
*abcd**efgh**ijklmnopqrstuv**wxyz***
À^ÀÁ^ÁÂ^ÂÃ^ÃÄ^ÄÅ^ÅÆ^ÆÇ^ÇÈ^ÈÉ^ÉÊ^ÊË^ËÏ^ÏÎ^ÎÏ^ÏÑ^ÑÒ^ÒÓ^ÓÜ^ÜÛ^Û
à^àá^áâ^âã^ãä^äå^åæ^æç^çè^èé^éê^êë^ëï^ïî^îñ^ñò^òó^óù^ùû^ûü^üß^ß
0123456789&?!- _()' .,/#%\$£€¥ @*

ABCDEFGHIJKLMNOP**QRSTUVWXYZ**
abcdefgh**ijklmnopqrstuv**wxyz****
À^ÀÁ^ÁÂ^ÂÃ^ÃÄ^ÄÅ^ÅÆ^ÆÇ^ÇÈ^ÈÉ^ÉÊ^ÊË^ËÏ^ÏÎ^ÎÏ^ÏÑ^ÑÒ^ÒÓ^ÓÜ^ÜÛ^Û
à^àá^áâ^âã^ãä^äå^åæ^æç^çè^èé^éê^êë^ëï^ïî^îñ^ñò^òó^óù^ùû^ûü^üß^ß
0123456789&?!- _()' .,/#%\$£€¥* @

Aa ▶ **ABC** FO-A005

ABCDEFGHIJKLMNOPQRSTUVWXYZ
abcdefghijklmnopqrstuvwxyz
ÀÂÃÄÅÆÇÈÉÊËËÏÎÑÒÖØÙÛÜ
àâãäåæçèéêëëïîñðöøùüß
0123456789&?!-_'./#%\$£€¥*@

Aa ▶ **ABC** FO-A006

ABCDEFGHIJKLMN**P**QRSTUVWXYZ
abcdefghijklmnopqr**s**tuvwxyz
ÀÂÃÄÅÆÇÈÉÊËËÏÎÑÒÖØÙÛÜ
àâãäåæçèéêëëïîñðöøùüß
0123456789&?!-_'./#%\$£€¥*@

Aa ▶ *ABC* FO-A007

*ABCDEFGHIJKLMN**P**QRSTUVWXYZ*
*abcdefghijklmnopqr**s**tuvwxyz*
ÀÂÃÄÅÆÇÈÉÊËËÏÎÑÒÖØÙÛÜ
àâãäåæçèéêëëïîñðöøùüß
0123456789&?!-_'./#%\$£€¥@*

Aa ▶ **ABC** FO-A008

ABCDEFGHIJKLMN**P**QRSTUVWXYZ
abcdefghijklmnopqr**s**tuvwxyz
ÀÂÃÄÅÆÇÈÉÊËËÏÎÑÒÖØÙÛÜ
àâãäåæçèéêëëïîñðöøùüß
0123456789&?!-_'./#%\$£€¥*@

Aa ▶ **ABC** FO-A009

ABCDEFGHIJKLMN**P**QRSTUVWXYZ
abcdefghijklmnopqr**s**tuvwxyz
ÀÂÃÄÅÆÇÈÉÊËËÏÎÑÒÖØÙÛÜ
àâãäåæçèéêëëïîñðöøùüß
0123456789&?!-_'./#%\$£€¥*@

Aa ▶ **ABC** FO-A010

ABCDEFGHIJKLMN**P**QRSTUVWXYZ
abcdefghijklmnopqr**s**tuvwxyz
ÀÂÃÄÅÆÇÈÉÊËËÏÎÑÒÖØÙÛÜ
àâãäåæçèéêëëïîñðöøùüß
0123456789&?!-_'./#%\$£€¥*@

Aa ▶ **ABC** FO-A011

ABCDEFGHIJKLMN**P**QRSTUVWXYZ
abcdefghijklmnopqr**s**tuvwxyz
ÀÂÃÄÅÆÇÈÉÊËËÏÎÑÒÖØÙÛÜ
àâãäåæçèéêëëïîñðöøùüß
0123456789&?!-_'./#%\$£€¥*@

Aa ▶ **ABC** FO-A012

ABCDEFGHIJKLMN**P**QRSTUVWXYZ
abcdefghijklmnopqr**s**tuvwxyz
ÀÂÃÄÅÆÇÈÉÊËËÏÎÑÒÖØÙÛÜ
àâãäåæçèéêëëïîñðöøùüß
0123456789&?!-_'./#%\$£€¥*@



ABCDEFGHIJKLMN**O**PQRSTUVWXYZ
 abcdefghijklmnopqrstuv**w**xyz
 À^ÀÄ^ÄÅ^ÅÆ^ÆÇ^ÇÈ^ÈÉ^ÉÊ^ÊË^ËÏ^ÏÎ^ÎÑ^ÑÒ^ÒÖ^ÖÙ^ÙÛ^Û
 à^àä^äå^åæ^æç^çè^èé^éê^êë^ëï^ïî^îñ^ñò^òö^öù^ùû^ûß
 0123456789&?!-_()'./#%\$£€¥* @



ABCDEFGHIJKLMN**O**PQRSTUVWXYZ
 abcdefghijklmnopqrstuv**w**xyz
 À^ÀÄ^ÄÅ^ÅÆ^ÆÇ^ÇÈ^ÈÉ^ÉÊ^ÊË^ËÏ^ÏÎ^ÎÑ^ÑÒ^ÒÖ^ÖÙ^ÙÛ^Û
 à^àä^äå^åæ^æç^çè^èé^éê^êë^ëï^ïî^îñ^ñò^òö^öù^ùû^ûß
 0123456789&?!-_()'./#%\$£€¥* @



ABCDEFGHIJKLMN**O**PQRSTUVWXYZ
 abcdefghijklmnopqrstuv**w**xyz
 À^ÀÄ^ÄÅ^ÅÆ^ÆÇ^ÇÈ^ÈÉ^ÉÊ^ÊË^ËÏ^ÏÎ^ÎÑ^ÑÒ^ÒÖ^ÖÙ^ÙÛ^Û
 à^àä^äå^åæ^æç^çè^èé^éê^êë^ëï^ïî^îñ^ñò^òö^öù^ùû^ûß
 0123456789&?!-_()'./#%\$£€¥* @



ABCDEFGHIJKLMN**O**PQRSTUVWXYZ
 abcdefghijklmnopqrstuv**w**xyz
 À^ÀÄ^ÄÅ^ÅÆ^ÆÇ^ÇÈ^ÈÉ^ÉÊ^ÊË^ËÏ^ÏÎ^ÎÑ^ÑÒ^ÒÖ^ÖÙ^ÙÛ^Û
 à^àä^äå^åæ^æç^çè^èé^éê^êë^ëï^ïî^îñ^ñò^òö^öù^ùû^ûß
 0123456789&?!-_()'./#%\$£€¥* @



ABCDEFGHIJKLMN**O**PQRSTUVWXYZ
 ABCDEFGHIJKLMNOPQR**S**TUVWXYZ
 À^ÀÄ^ÄÅ^ÅÆ^ÆÇ^ÇÈ^ÈÉ^ÉÊ^ÊË^ËÏ^ÏÎ^ÎÑ^ÑÒ^ÒÖ^ÖÙ^ÙÛ^Û
 À^ÀÄ^ÄÅ^ÅÆ^ÆÇ^ÇÈ^ÈÉ^ÉÊ^ÊË^ËÏ^ÏÎ^ÎÑ^ÑÒ^ÒÖ^ÖÙ^ÙÛ^Ûß
 0123456789&?!-_()'./#%\$£€¥* @

With FO-A102, uppercase letters are arranged in the pattern, even if lowercase letters are entered.
 Avec le motif FO-A102, des lettres majuscules sont utilisées dans le motif, même si des lettres minuscules sont saisies.
 Con FO-A102, nel disegno vengono disposte lettere maiuscole anche se si inseriscono lettere minuscole.
 Com o FO-A102, as letras maiúsculas são arranjadas no padrão, mesmo que sejam inseridas letras minúsculas.
 在FO-A102花样中，即使输入小写字母，默认显示出来的也会是大写字母。
 FO-A102는 소문자를 입력해도 대문자가 패턴에 배치됩니다.

Bei FO-A102 werden Großbuchstaben in das Muster übernommen, auch wenn Kleinbuchstaben eingegeben werden.
 Het patroon FO-A102 gebruikt hoofdletters, zelfs als u kleine letters invoert.
 Con FO-A102, en el patrón se colocan letras mayúsculas aunque se escriban letras minúsculas.
 В шрифте FO-A102 в рисунок добавляются заглавные буквы, даже если введены строчные буквы.
 針對 FO-A102，即使輸入小寫字母，花樣上仍以大寫字母排列。
 FO-A102は、フォントデザイン上、小文字を入力しても大文字が配置されます。



For drawing or line embossing (cannot be cut)
 Pour le tracé ou l'embossage linéaire (découpe impossible)
 Per disegnare o embossare una linea (non può essere tagliato)
 Para desenho ou gravação de linha (não pode ser recortado)
适用于绘制或线型压花（无法裁切）
 그리기 또는 라인 엠보싱용(자를 수 없습니다)

Für Zeichnungen oder Linienreliefs (Schneiden nicht möglich)
 Voor tekenen of lijn-embossing (snijden niet mogelijk)
 Para dibujo o grabado en relieve de líneas (no se puede cortar)
 Для рисования или контурного тиснения (вырезание невозможно)
用於描繪或線條壓花（無法裁切）
 ドロー、線エンボス用（カットできません）

DR-A101	DR-A102	DR-A103	DR-A104	DR-A105	DR-A106	DR-A107	DR-A108
A	B	C	D	E	F	G	H
DR-A109	DR-A110	DR-A111	DR-A112	DR-A113	DR-A114	DR-A115	DR-A116
I	J	K	L	M	N	O	P
DR-A117	DR-A118	DR-A119	DR-A120	DR-A121	DR-A122	DR-A123	DR-A124
Q	R	S	T	U	V	W	X
DR-A125	DR-A126	DR-A127	DR-A128	DR-A129	DR-A130	DR-A131	DR-A132
Y	Z	0	1	2	3	4	5
DR-A133	DR-A134	DR-A135	DR-A136	DR-A137	DR-A138		
6	7	8	9	&	o		



For drawing or line embossing (cannot be cut)
 Pour le tracé ou l'embossage linéaire (découpe impossible)
 Per disegnare o embossare una linea (non può essere tagliato)
 Para desenho ou gravação de linha (não pode ser recortado)
适用于绘制或线型压花（无法裁切）
 그리기 또는 라인 엠보싱용(자를 수 없습니다)

Für Zeichnungen oder Linienreliefs (Schneiden nicht möglich)
 Voor tekenen of lijn-embossing (snijden niet mogelijk)
 Para dibujo o grabado en relieve de líneas (no se puede cortar)
 Для рисования или контурного тиснения (вырезание невозможно)
用於描繪或線條壓花（無法裁切）
 ドロー、線エンボス用（カットできません）

DR-B101	DR-B102	DR-B103	DR-B104	DR-B105



Designed by Chizuko Nakazawa.
 Créé par Chizuko Nakazawa.
 Realizzati da Chizuko Nakazawa.
 Projetados por Chizuko Nakazawa.
 由 中澤千壽子 設計。
 디자인: Chizuko Nakazawa.

Entworfen von Chizuko Nakazawa.
 Ontwikkeld door Chizuko Nakazawa.
 Diseñados por Chizuko Nakazawa.
 Автор: дизайнер Чизуко Накадзава.
 由 中澤千壽子 設計。
 デザイン: 中澤千壽子

© Chizuko Nakazawa

CN-A001 CN-A002 CN-A003 CN-A004 CN-A005 CN-A006 CN-A007 CN-A008
 A B C D E F G H

CN-A009 CN-A010 CN-A011 CN-A012 CN-A013 CN-A014 CN-A015 CN-A016
 I J K L M N O P

CN-A017 CN-A018 CN-A019 CN-A020 CN-A021 CN-A022 CN-A023 CN-A024
 Q R S T U V W X

CN-A025 CN-A026 CN-A027 CN-A028 CN-A029 CN-A030 CN-A031 CN-A032
 Y Z a b c d e f

CN-A033 CN-A034 CN-A035 CN-A036 CN-A037 CN-A038 CN-A039 CN-A040
 g h i j k l m n

CN-A041 CN-A042 CN-A043 CN-A044 CN-A045 CN-A046 CN-A047 CN-A048
 o p q r s t u v

CN-A049 CN-A050 CN-A051 CN-A052 CN-A053 CN-A054 CN-A055 CN-A056
 w x y z 0 1 2 3

CN-A057 CN-A058 CN-A059 CN-A060 CN-A061 CN-A062 CN-A063
 4 5 6 7 8 9 &

© Chizuko Nakazawa



▶ ABC

LE-A001

A

LE-A002

B

LE-A003

C

LE-A004

D

LE-A005

E

LE-A006

F

LE-A007

G

LE-A008

H

LE-A009

I

LE-A010

J

LE-A011

K

LE-A012

L

LE-A013

M

LE-A014

N

LE-A015

O

LE-A016

P

LE-A017

Q

LE-A018

R

LE-A019

S

LE-A020

T

LE-A021

U

LE-A022

V

LE-A023

W

LE-A024

X

LE-A025

Y

LE-A026

Z

LE-A027

0

LE-A028

1

LE-A029

2

LE-A030

3

LE-A031

4

LE-A032

5

LE-A033

6

LE-A034

7

LE-A035

8

LE-A036

9



▶ ΑΓΔ

LE-B001

A

LE-B002

B

LE-B003

Γ

LE-B004

Δ

LE-B005

E

LE-B006

Z

LE-B007

H

LE-B008

Θ

LE-B009

I

LE-B010

K

LE-B011

Λ

LE-B012

M

LE-B013

N

LE-B014

Ξ

LE-B015

O

LE-B016

Π

LE-B017

P

LE-B018

Σ

LE-B019

T

LE-B020

Y

LE-B021

Φ

LE-B022

X

LE-B023

Ψ

LE-B024

Ω




For patchwork quilting
 Pour quilting (courtepointe) en patchwork
 Per trapuntatura patchwork
 Para acolchoamento de patchwork
 用于拼接绗缝
 패치워크 킬팅용

Zum Patchwork-Quilten
 Voor patchwork-quilten
 Para crear acolchados de patchwork
 Для пэчворка
 適用於拼布壓線
 패치워크 킬트용


PA-A001



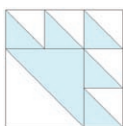
PA-A002



PA-A003




PA-A004



PA-A005



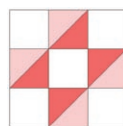
PA-A006



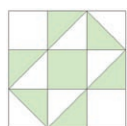
PA-A007



PA-A008



PA-A009



PA-A010




PA-A011




PA-A012



PA-A013



PA-A014



PA-A015



PA-A016



PA-A017



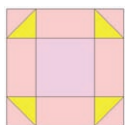
For patchwork quilting
 Pour quilting (courtepointe) en patchwork
 Per trapuntatura patchwork
 Para acolchoamento de patchwork
 用于拼接绗缝
 패치워크 킬팅용

Zum Patchwork-Quilten
 Voor patchwork-quilten
 Para crear acolchados de patchwork
 Для пэчворка
 適用於拼布壓線
 패치워크 킬트용


PA-B001



PA-B002




PA-B003



PA-B004



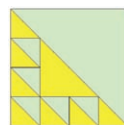
PA-B005



PA-B006



PA-B007




PA-B008



PA-B009



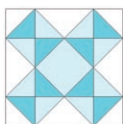
PA-B010




PA-B011



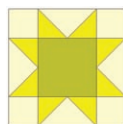
PA-B012




PA-B013



PA-B014




PA-B015



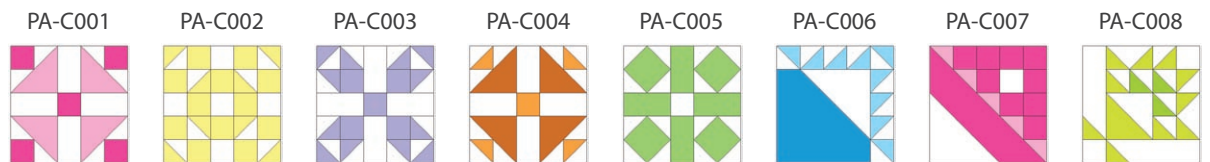
PA-B016





For patchwork quilting
 Pour quilting (courtepointe) en patchwork
 Per trapuntatura patchwork
 Para acolchoamento de patchwork
 用于拼接绗缝
 패치워크 킬팅용


Zum Patchwork-Quilten
 Voor patchwork-quilten
 Para crear acolchados de patchwork
 Для пэчворка
 適用於拼布壓線
 패치워크킬트용



PA-C009



PA-C010



For patchwork quilting
 Pour quilting (courtepointe) en patchwork
 Per trapuntatura patchwork
 Para acolchoamento de patchwork
 用于拼接绗缝
 패치워크 킴팅용

Zum Patchwork-Quilten
 Voor patchwork-quilten
 Para crear acolchados de patchwork
 Для пэчворка
 適用於拼布壓線
 패치워크 킴팅용

PA-D001



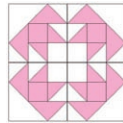
PA-D002



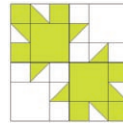
PA-D003



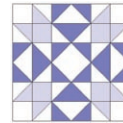
PA-D004



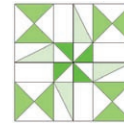
PA-D005




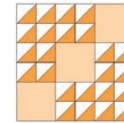
PA-D006



PA-D007



PA-D008




For patchwork quilting
 Pour quilting (courtepointe) en patchwork
 Per trapuntatura patchwork
 Para acolchoamento de patchwork
 用于拼接绗缝
 패치워크 킴팅용

Zum Patchwork-Quilten
 Voor patchwork-quilten
 Para crear acolchados de patchwork
 Для пэчворка
 適用於拼布壓線
 패치워크 킴팅용

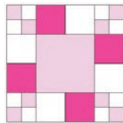
PA-E001



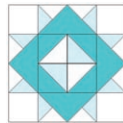
PA-E002



PA-E003




PA-E004



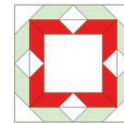
PA-E005




PA-E006



PA-E007



PA-E008



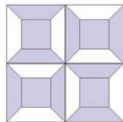
PA-E009



PA-E010



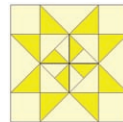
PA-E011



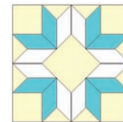
PA-E012




PA-E013



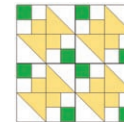
PA-E014




PA-E015



PA-E016



PA-E017



PA-E018






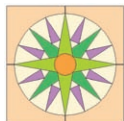
For patchwork quilting
 Pour quilting (courtepointe) en patchwork
 Per trapuntatura patchwork
 Para acolchoamento de patchwork
 用于拼接绗缝
 패치워크 키팅용

Zum Patchwork-Quilten
 Voor patchwork-quilten
 Para crear acolchados de patchwork
 Для пэчворка
 適用於拼布壓線
 패치워크킬트용


PA-F001



PA-F002




PA-F003




PA-F004



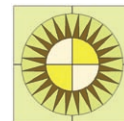
PA-F005



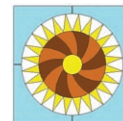
PA-F006




PA-F007



PA-F008



PA-F009



For patchwork quilting
 Pour quilting (courtepointe) en patchwork
 Per trapuntatura patchwork
 Para acolchoamento de patchwork
 用于拼接绗缝
 패치워크 키팅용

Zum Patchwork-Quilten
 Voor patchwork-quilten
 Para crear acolchados de patchwork
 Для пэчворка
 適用於拼布壓線
 패치워크킬트용

PA-G001



PA-G002



PA-G003



PA-G004



PA-G005



PA-G006



PA-G007



PA-G008



PA-G009



PA-G010



PA-G011



PA-G012



PA-G013



PA-G014





For appliqué
Für Applikationen
Pour appliqué
Voor applicaties
Per applicazioni
Para aplicaciones
Para aplicação
Для аппликаций
用于贴布绣
適用於貼布繡
아플리케용
アププリケ用

Refer to "Basic Quilting Guide" for details on how to make appliqué.
Einzelheiten zur Verwendung von Applikationen siehe „Grundlegende Quiltanleitung“.
Consultez le « Guide de quilting (courtepointe) de base » pour plus de détails sur la création d'appliqués.
Meer informatie over het maken van applicaties vindt u in de "Basisgids quilten".
Consultare la "Guida base alla trapuntatura" per i dettagli relativi alla realizzazione di applicazioni.
Consulte la "Guía de acolchados básica" para más detalles acerca de cómo crear aplicaciones.
Consulte o "Guia básico para acolchoamento" para detalhes sobre como fazer aplicações.
Для получения подробной информации о создании аппликаций см. "Базовое руководство по квилтингу".
有关如何制作贴布绣的详情，请参阅“基本拼布指南”。
關於製作貼布繡的詳細資訊，請參考「基本壓線指南」。
아플리케를 만드는 방법에 관한 자세한 내용은 "기본 퀴팅 가이드"를 참조하세요.
アププリケの方法は「キルトの基本」を参照してください。

AP-A001	AP-A002	AP-A003	AP-A004	AP-A005	AP-A006	AP-A007	AP-A008
AP-A009	AP-A010	AP-A011	AP-A012	AP-A013	AP-A014	AP-A015	AP-A016
AP-A017	AP-A018	AP-A019	AP-A020	AP-A021	AP-A022	AP-A023	AP-A024
AP-A025	AP-A026	AP-A027	AP-A028	AP-A029	AP-A030	AP-A031	AP-A032
AP-A033	AP-A034	AP-A035	AP-A036	AP-A037	AP-A038	AP-A039	AP-A040
AP-A041	AP-A042	AP-A043	AP-A044	AP-A045	AP-A046	AP-A047	AP-A048
AP-B001	AP-D001	AP-D002	AP-D003	AP-D004	AP-D005	AP-D006	AP-D007

AP-D008



AP-D009



AP-D010




AP-D011



For appliqué
Für Applikationen
Pour appliqué
Voor applicaties
Per applicazioni
Para aplicaciones
Para aplicação
Для аппликаций
用于贴布绣
適用於貼布繡
아플리케용
アププリケ用

Refer to "Basic Quilting Guide" for details on how to make appliqués.
Einzelheiten zur Verwendung von Applikationen siehe „Grundlegende Quiltanleitung“.
Consultez le « Guide de quilting (courtepointe) de base » pour plus de détails sur la création d'appliqués.
Meer informatie over het maken van applicaties vindt u in de "Basisgids quilten".
Consultare la "Guida base alla trapuntatura" per i dettagli relativi alla realizzazione di applicazioni.
Consulte la "Guía de acolchados básica" para más detalles acerca de cómo crear aplicaciones.
Consulte o "Guia básico para acolchoamento" para detalhes sobre como fazer aplicações.
Для получения подробной информации о создании аппликаций см. "Базовое руководство по квилтингу".
有关如何制作贴布绣的详情，请参阅“基本拼布指南”。
關於製作貼布繡的詳細資訊，請參考「基本壓線指南」。
아플리케를 만드는 방법에 관한 자세한 내용은 "기본 퀴팅 가이드"를 참조하세요.
アププリケの方法は「キルトの基本」を参照してください。


AP-E101



AP-E102



AP-E103




AP-E104




AP-E105




AP-E106



AP-E107




AP-E108



AP-E109



AP-E110



AP-E101 through AP-E110 include some parts that are only for drawing. The blue lines in the patterns are drawing lines.

Certaines parties des motifs AP-E101 à AP-E110 ne servent qu'au tracé. Les lignes bleues sur les motifs sont des lignes de tracé.

I disegni da AP-E101 a AP-E110 comprendono parti che servono solo per il disegno. Le linee blu nei disegni sono linee solo disegno (no taglio).

Os padrões de AP-E101 a AP-E110 incluem algumas partes que são somente para desenho. As linhas azuis nos padrões são linhas de desenho.

AP-E101到AP-E110包含某些仅适用于绘制的部分。花样中的蓝线是绘制线。

AP-E101에서 AP-E110은 그리기 전용 조각이 일부 포함됩니다. 패턴의 파란 선은 그리기 선입니다.

AP-E101 bis einschließlich AP-E110 enthalten Teile, die nur für das Zeichnen vorgesehen sind. Die blauen Linien in den Mustern sind Zeichnungslinien.

AP-E101 tot en met AP-E110 bevatten gedeelten die alleen bestemd zijn voor tekenen. De blauwe lijnen in de patronen zijn tekenlijnen.

De la referencia AP-E101 a la AP-E110 se incluyen algunas partes que son solo para dibujar. Las líneas azules de los patrones son líneas de dibujo.

Рисунки с AP-E101 по AP-E110 включают элементы, предназначенные только для рисования. Синими линиями обозначены линии рисования.

AP-E101 至 AP-E110 包含某些僅用於描繪的部分。花樣內的藍線是描繪線。

AP-E101 - AP-E110は、ドロー専用のパーツが含まれます。模様内の青色の線はドロー線です。



For appliqué
Für Applikationen
Pour appliqué
Voor applicaties
Per applicazioni
Para aplicaciones
Para aplicação
Для аппликаций

Refer to "Basic Quilting Guide" for details on how to make appliqués.
Einzelheiten zur Verwendung von Applikationen siehe „Grundlegende Quiltanleitung“.
Consultez le « Guide de quilting (courtepointe) de base » pour plus de détails sur la création d'appliqués.
Meer informatie over het maken van applicaties vindt u in de "Basisgids quilten".
Consultare la "Guida base alla trapuntatura" per i dettagli relativi alla realizzazione di applicazioni.
Consulte la "Guía de acolchados básica" para más detalles acerca de cómo crear aplicaciones.
Consulte o "Guia básico para acolchoamento" para detalhes sobre como fazer aplicações.
Для получения подробной информации о создании аппликаций см. "Базовое руководство по квилтингу".

用于贴布绣
適用於貼布繡
아플리케용
アププリケ用

有关如何制作贴布绣的详情，请参阅“基本拼布指南”。
關於製作貼布繡的詳細資訊，請參考「基本壓線指南」。
아플리케를 만드는 방법에 관한 자세한 내용은 "기본 퀴팅 가이드"를 참조하세요.
アププリケの方法は「キルトの基本」を参照してください。

AP-F101



AP-F102



AP-F103



AP-F104



AP-F105



AP-F106



AP-F107



AP-F108



AP-F109



AP-F110



AP-F111



For stencil
Pour le stencil (pochoir)
Per stencil
Para estencil
Para estêncil
用于蜡纸功能
스텐실용

Für Schablone
Voor stencils en sjablonen
Para plantilla
Для трафарета
模版用
ステンシル用

ST-A001



ST-A002



ST-A003



ST-A004



ST-A005



ST-A006



ST-A007



ST-A008



ST-A009



ST-A010



ST-A011



ST-A012



ST-A013



ST-A014



ST-A015



ST-A016



ST-A017



ST-A018



ST-A019



ST-A020



ST-A021



ST-A022



ST-A023



ST-A024



ST-A025



ST-A026



ST-A027



ST-A028



ST-A029



ST-A030



ST-A031



ST-A032



ST-A033



ST-A034



ST-A035



ST-A036



ST-A037



ST-A038



For stencil
 Pour le stencil (pochoir)
 Per stencil
 Para estêncil
 用于蜡纸功能
 스텐실용

Für Schablone
 Voor stencils en sjablonen
 Para plantilla
 Для трафарета
 模版用
 ステンシル用

ST-B001



ST-B002



ST-B003



ST-B004



ST-B005



ST-B006



ST-B007



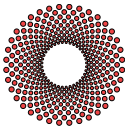
ST-B008



ST-B009



ST-B010



ST-B011



ST-B012



ST-B013



ST-B014



ST-B015



ST-B016



ST-B017



ST-B018



For stencil
 Pour le stencil (pochoir)
 Per stencil
 Para estêncil
 用于蜡纸功能
 스텐실용

Für Schablone
 Voor stencils en sjablonen
 Para plantilla
 Для трафарета
 模版用
 ステンシル用

ST-C001



ST-C002



ST-C003



ST-C004



ST-C005



ST-C006



ST-C007



- Note :**
- The patterns which are pre-programmed into this machine and have a copyright notice, excluding the patterns which are identified as being subject to different provisions in the related documents, are for personal, private use only. Any commercial or business use is strictly forbidden by copyright laws.
 - The patterns shown in this document may have a different tone than those that appear in the screens.
 - For Terms and Conditions on the built-in patterns, visit our website (<http://s.brother/cmoaa/>).

Hinweis :

- Die in dieser Maschine vorprogrammierten und mit einem Urheberrechtsvermerk gekennzeichneten Muster, vorbehaltlich der Muster für andere Bestimmungen in den jeweiligen Dokumenten, sind nur für den persönlichen privaten Gebrauch bestimmt. Jede kommerzielle oder geschäftliche Nutzung ist gemäß Urheberrecht strengstens untersagt.
- Die in diesem Dokument abgebildeten Muster können eine andere Farbtintensität als die Muster auf den Bildschirmen aufweisen.
- Die allgemeinen Geschäftsbedingungen für die internen Muster finden Sie auf unserer Webseite (<http://s.brother/cmoaa/>).

Remarque :

- Les motifs préprogrammés dans cette machine qui disposent d'un avis de droits d'auteur, sauf les motifs qui sont identifiés comme étant soumis à des dispositions différentes dans les documents concernés, sont destinés à un usage exclusivement personnel et privé. Tout usage commercial ou professionnel est strictement interdit par les lois régissant les droits d'auteur.
- Les motifs présentés dans ce document peuvent avoir une teinte différente de celle qui apparaît sur les écrans.
- Pour les modalités et conditions des motifs intégrés, consultez notre site web (<http://s.brother/cmoaa/>).

Opmerking :

- Patronen die in deze machine zijn geprogrammeerd en waarop auteursrecht rust, met uitzondering van patronen waarvoor in de betreffende documenten andere bepalingen zijn aangegeven, zijn uitsluitend bedoeld voor persoonlijk privégebruik. Commercieel of zakelijk gebruik is ten strengste verboden onder de auteursrechtwetgeving.
- De patronen in dit document wijken mogelijk qua kleur iets af van de patronen op het scherm.
- De gebruiksvoorwaarden aangaande ingebouwde patronen vindt u op onze website (<http://s.brother/cmoaa/>).

Nota :

- I disegni pre-programmati in questa macchina e provvisti di informazioni sul copyright, eccetto quelli riconosciuti come soggetti a disposizioni diverse nella documentazione correlata, sono esclusivamente per uso personale e privato. Qualsiasi uso commerciale o aziendale è strettamente vietato dalle leggi sul copyright.
- I disegni illustrati in questo documento potrebbero presentare una tonalità diversa rispetto a quelli visualizzati nelle schermate.
- Per i Termini e Condizioni relativi ai disegni incorporati, visitare il nostro sito Web (<http://s.brother/cmoaa/>).

Nota :

- Los patrones que están preprogramados en esta máquina y tienen un aviso de derechos de autor, exceptuando los patrones que se identifican como sujetos a diferentes disposiciones de los documentos relacionados, son únicamente para uso personal y privado. Cualquier uso comercial o de negocios está estrictamente prohibido por las leyes de derechos de autor.
- Los patrones mostrados en este documento pueden tener un tono distinto al que aparece en las pantallas.
- Visite nuestro sitio web (<http://s.brother/cmoaa/>) para consultar los Términos y condiciones acerca de los patrones integrados.

Nota :

- Os padrões que estiverem pré-programados nessa máquina e que tiverem um aviso de direitos autorais, excluindo os padrões que estiverem sujeitos a diferentes disposições dos documentos relacionados, destinam-se somente ao uso pessoal e privado. Qualquer uso comercial ou de negócios é estritamente proibido pelas leis de direitos autorais.
- Os desenhos mostrados nesse documento podem apresentar uma tonalidade diferente dos desenhos exibidos na tela.
- Para Termos e Condições dos padrões integrados, visite nosso site (<http://s.brother/cmoaa/>).

Примечание :

- Рисунки, встроенные в данную машину и имеющие уведомление об авторских правах, исключая рисунки, имеющие другие условия использования, приведенные в соответствующих документах, предназначены только для личного и частного использования. Любое коммерческое использование строго запрещено в соответствии с законодательством об охране авторских прав.
- Рисунки, представленные в данном документе, могут отличаться по тону от тех же рисунков, отображаемых на экране.
- Условия использования встроенных рисунков опубликованы на нашем веб-сайте (<http://s.brother/cmoaa/>).

注意 :

- 本机预编程以及包含版权通知的花样（不包括经确认受相关文档中条款管辖的花样）仅供私人专用。版权法严格禁止将其用作商用。
- 本文件所显示花样的颜色可能与屏幕上显示的不同。
- 有关内置花样的条款和条件，请访问我们的网站（<http://s.brother/cmoaa/>）。

註釋 :

- 本機內預編的、有版權聲明之花樣（不包括確定為受到相關文件中條款規定之花樣），僅供私人專用。版權法嚴禁任何商務或商業用途。
- 本文件中顯示的花樣色調可能與螢幕上出現的花樣色調不同。
- 有關內建花樣的條款與條件，請造訪本公司網站（<http://s.brother/cmoaa/>）。

참고 :

- 본 기계로 사전 프로그래밍되고 저작권 고지 사항이 있는 패턴(관련 문서의 다른 조항에 적용되는 것으로 판명된 패턴 제외)은 개인적인 용도로만 사용 가능합니다. 상업 또는 비즈니스 용도는 저작권법에 의해 엄격히 금지되어 있습니다.
- 이 문서에 표시된 패턴은 화면에 나타나는 패턴과 색조가 다를 수 있습니다.
- 내장 패턴에 대한 약관은 당사 웹 사이트(<http://s.brother/cmoaa/>)를 방문하시기 바랍니다.

お知らせ :

- この製品に内蔵された模様のうち、©等著作権表示のあるもの（別途異なる利用条件が適用される旨明示されたものを除く）は、個人使用目的かつ非営利目的でのみ使用できます。これらの模様を商業目的で使用することは固く禁じられています。
- 本書に掲載されている模様は本体の画面と色合いが異なることがあります。
- 内蔵模様に関する詳しい利用規約はWebサイト(<http://s.brother/cmoaa/>)をご覧ください。

English
German
French
Dutch
Italian
Spanish
Portuguese-BR
Russian
Chinese-simp
Chinese-trad
Korean
Japanese
893-Z05
Version A